



PONY BREEDERS OF SHETLAND ASSOCIATION

SHETLAND PONY EVALUATION SCHEME

PURE BRED SHETLAND PONIES

INFORMATION PACK



TABLE OF CONTENTS

PAGE NO.

TABLE OF CONTENTS.....	2
INTRODUCTION.....	3
BREED STANDARD.....	4
ABOUT THE SHETLAND PONY EVALUATION SCHEME.....	5
INFORMATION FOR GROUPS OUT-WITH THE ISLANDS.....	7
GROUP AREA ORGANISER DETAILS FORM.....	9
REQUIREMENTS FOR ENTRY.....	10
ADVICE TO APPLICANTS.....	11
MARKING SCHEME.....	12
CODE OF CONDUCT.....	13
SOCIAL MEDIA POLICY.....	14
COMPLAINTS AND DISCIPLINARY POLICY & PROCEDURES.....	15
APPLICATION FORM.....	17
VETERINARY MARE ASSESSMENT.....	18
MARES' VETTING FORM.....	19
INTERNATIONAL VETERINARY EXAMINATION GUIDELINES FOR VETS.....	20
TEMPERAMENT/PERFORMANCE TEST - APPLICATION FORM.....	22
INFORMATION FOR EVALUATORS.....	23
EVALUATION FORM.....	24
VETERINARY SURGEON'S DECLARATION.....	25
EXAMPLE OF COMPLETED RESULTS SHEET.....	26
EXAMPLE OF CERTIFICATE OF ATTAINMENT.....	27
EVALUATION AREA LAYOUT.....	28
LONG REINING TEST.....	29
LONG REINING EVALUATION FORM.....	30
LONG REINING DIAGRAM.....	31
RIDDEN EVALUATION TEST.....	32
RIDDEN EVALUATION FORM.....	33
DRIVEN EVALUATION TEST.....	34
DRIVEN EVALUATION FORM.....	35

The points and award presented to any pony under the PBSA Shetland Pony Evaluation Scheme represents the opinions of the appointed Evaluators following their individual examination of the pony on the date of evaluation. The PBSA will not be held responsible for any situation that may arise as a result of interpretation of these results by the pony's owner or third parties, either on the day of, or following, the pony's evaluation.



INTRODUCTION

Until July 2005 the Shetland Pony Stud-Book Society (SPS-BS) had in operation a Stallion Assessment Scheme whereby stallions, in order to be registered as breeding stock were required to pass not only a veterinary inspection by a Society appointed vet, but also assessment by a Society senior judge. From July 2005, under EC Decision 96/78, it was declared that the only criteria necessary for full acceptance in the Stud-Book of a stallion and his progeny, was that both parents of the stallion be themselves registered with the Stud-Book. The SPS-BS then abolished its assessment scheme, retaining only the veterinary examination part but placing it on a voluntary basis, naming it the Voluntary Veterinary Examination (VVE).

This left no programme in operation for selection of a stallion displaying good conformation and breed characteristics nor, perhaps more importantly, the rejection of one with bad. On the grounds that the abolition of the SPS-BS Assessment scheme could possibly lead to a deterioration of breed standards, Shetland, under the **Pony Breeders of Shetland Association** (PBSA), has set up a Shetland Pony Evaluation Scheme of its own. This scheme gives breeders the opportunity to have their stallions fully evaluated by not one but three senior Panel judges as well as the SPS-BS VVE. The VVE in operation under the SPS-BS, which is in fact a compulsory part of our stallion scheme, is not impinged upon nor affected in any way by the PBSA Shetland Pony Evaluation Scheme. Mares would be evaluated using the same criteria.

To avoid confusion with the previous SPS-BS Assessment Scheme, the PBSA scheme is called the Shetland Pony Evaluation Scheme. This scheme is entirely voluntary and participation is available to all. The aim of this scheme is to do what we can to ensure that at least the quality and purity of the breed is maintained and at best it continues to improve.

At the conclusion of a successful evaluation, ponies will receive a certificate of attainment on the day's performance. Although the scheme itself and the certificate will not be used by the SPS-BS in their Stud-Book, those in possession of certificated ponies can have the confidence that their ponies have been scrutinised thoroughly by means of the PBSA initiative and have been evaluated by senior SPS-BS judges.

The wide interest shown and commendation on the PBSA's stance on Shetland Pony evaluation, received from outside the Islands, both from the UK and abroad, indicate the marked preferences of many people for fully evaluated stallions, mares and their progeny. This up-dated version of our scheme contains information and instruction directed towards those who may be interested in joining with us in our efforts to uphold the Shetland pony breed standards.



BREED STANDARD

Height

Registered stock must not exceed 42 inches (107cm). Ponies are measured from the withers to the ground, by measuring stick, and a level stance, preferably concrete, should be used.

Colour

Shetland ponies may be any colour known in horses except spotted.

Coat

A double coat in winter with guard hairs which shed the rain and keep the pony's skin completely dry in the worst of the weather and, in summer a short coat which should carry a beautiful silky sheen. At all times the mane and tail hair should be long, straight and profuse.

Head

The head should be small, and in proportion. Ears should be small and erect, wide set but pointing well forward. Forehead should be broad with bold, dark intelligent eyes. Muzzle must be broad with nostrils wide and open. Teeth and jaw must be correct.

Body

The neck should be properly set onto the shoulder, which in turn should be sloping, not upright, and end in a well defined wither. The body should be strong, with plenty of heart room, well sprung ribs, the loin strong and muscular. The quarters should be broad and long with the tail set well up on them.

Forelegs

These should have good, flat bone. Strong forearm. Short balanced cannon bone. Springy pasterns.

Hindlegs

The thighs should be strong and muscular with well-shaped strong hocks. When viewed from behind, the hindlegs should not be set too widely apart, nor should the hocks be turned in.

Feet

Tough, round and well shaped.

Action

Straight, free action using every joint. Tracking up well.

General

A most salient and essential feature of the Shetland pony is its general air of vitality (presence), stamina and robustness.



ABOUT THE SHETLAND PONY EVALUATION SCHEME

This scheme is voluntary and is open to anyone who wishes to join it. It is the property of the **Pony Breeders of Shetland Association** (PBSA) and we have in place rules and regulations that we require to be followed. These are explained in this Information Pack.

The scheme requires that breeding Stallions undergo two rigorous examinations. The first is the Voluntary Veterinary Examination (VVE) currently in use within the Shetland Pony Stud-Book Society (SPS-BS). The second is by three senior Shetland pony judges selected from the SPS-BS Judges panel, who independently give evaluations on breed characteristics. For the PBSA scheme both these examinations are compulsory, however stallions having been through the SPS-BS Stallion Assessment Scheme prior to July 2005 are exempt from the VVE. Mares being presented for evaluation are required to have undergone an examination to International Veterinary Standards.

A vet will be on duty on the day of evaluation to conduct a brief check on general health and signs of lameness on every pony taking part and confirm their identity.

Stallions are evaluated in two sections – Junior ponies, those aged less than 6 years and Senior ponies, those 6 years and over.

To enhance a pony's award, an opportunity may be available for them to participate in a temperament and performance test of your choice. Three disciplines, ridden, driven and long reining may be available at the discretion of the organising committee. These tests are not complicated and copies of the tests will be available in advance to those who request them.

Groups outside the Shetland Islands wishing to use the scheme, must register with the PBSA Area Organiser, who will be the point of contact for all groups.

To ensure uniformity, the PBSA will provide all documentation required. The PBSA holds a comprehensive record of all ponies that go through the scheme, therefore results of all evaluations are to be sent to the PBSA Area Organiser on completion of evaluations.

The PBSA must be informed well in advance, which judges are to be invited to evaluate. The committee reserves the right to remove/replace/substitute a judge/judges should the need arise.



This PBSA Shetland Pony Evaluation Scheme is in no way to be regarded as a competition and so competition terminology such as 'champion', 'first', 'second' etc., is to be avoided.


At the end of an evaluation session, certificates which record the ponies' achievements will be presented. Rosettes may be awarded if desired but only to indicate the category of achievement, i.e., gold ribbon for that category, likewise for silver and bronze.

The PBSA undertake to promote all stallions and mares which successfully been through the scheme on the www.shetlandponybreeders.com website. Photographs and ponies' results may be available subject to owners' consent.

Further information and application forms are available from:

Mrs Kerry Llewellyn, Area Organiser, Duke Street, Hamnavoe, Shetland, ZE2 9LA.
Tel: 07825182494; e-mail: spesareaorganiser@hotmail.co.uk

www.shetlandponybreeders.com





INFORMATION FOR GROUPS OUT-WITH THE ISLANDS
WISHING TO PARTICIPATE IN THE ABOVE SCHEME

It must be reiterated that the PBSA Shetland Pony Evaluation Scheme is entirely voluntary but permission to use it must be obtained from the PBSA.

Groups wishing to run the scheme in their area should apply to the PBSA for information and approval. An AREA ORGANISER must be appointed who will be responsible for the administration of the scheme in his/her region, organising the venue, engaging necessary personnel, e.g., vet, evaluators, photographers and dealing with necessary paperwork, etc. A steward(s) is also required whose role is to ensure that all runs smoothly 'on the ground' on evaluation day. If necessary he/she should direct arrivals to suitable parking places, to a suitable 'warm-up' area for the participating pony and to the vet's inspection area and evaluation area. A steward should also be in attendance at each actual evaluation. The Area Organiser should provide the steward with a list, detailing the age and/or number of foals had, for each pony. This steward should then inform the judges of this information as each pony comes forward for evaluation.

This scheme must be followed in full and an undertaking to that effect must be made in writing by the Group Area Organiser to the PBSA.

Names of potential judges, selected from the SPS-BS Judges' Panel, to be appointed to perform the evaluations, must be advised to the PBSA Organiser before they are invited to attend. Consideration must be given to continuity and the three year staggered rotation of judges as has been established in the original PBSA Shetland Pony Evaluation Scheme.

Documentation, contents of which must be adhered to, will be provided by the PBSA. Applications for pony evaluation must be made to the PBSA Organiser who will issue, to the APPLICANT (person entering the pony), information and forms. The completed form is then sent to the GROUP AREA ORGANISER who will arrange for evaluation to take place. The group Area Organiser is required to provide the PBSA with a list of ponies forward for evaluation in that area.

A neutral vet must be appointed to carry out health checks as stated in the Pack on the day. A vet with no close family/business/financial connections to any member of the organising committee should be selected. A neutral venue must also be chosen, with no connections to any of the committee members/potential entrants. The venue must have suitable facilities including an office area, grassed area and suitable hard surface.



Exhibitors should be aware that a Judge will not evaluate a pony, which to his/her knowledge has been bred, sold, leased or produced by the Judge or his/her immediate family or employer; nor will he/she judge a pony in which he/she has a financial interest; nor will he/she judge a stallion by whom he/she has had a mare stunted in that season. You will be unable to present a pony which falls into any of the above categories, therefore, please ensure you discuss this with your Area Organiser well in advance of entering ponies.

Performance Tests should be set up at least 2 hours before performance test commences to allow ponies forward sufficient time to practice.

Marking scheme:	60% - 69%	BRONZE
Overall scores	70% - 79%	SILVER
	80% - 100%	GOLD

If less than 50% in any one **section** is achieved then no award is given.

If less than 60% **overall** is achieved then no award is given.

To calculate the overall evaluation score, the Area Organiser should combine the total marks from all three judges and then divide by 3. The average percentages will only be used for information purposes on the website.

After evaluation, all original documents, evaluators' forms and results sheets must be returned to the PBSA Area Organiser for recording purposes. Copies should be taken by the Area Organiser for their own records and for distribution to applicants.

It would be prudent for groups to set charges for applicants which can cover their expenditure. This will be left to the discretion of each group as costs will vary from place to place depending on various elements such as travel, vet's fees, photographer fees, hire of equipment, etc. The PBSA will not be liable for any additional administration or running costs incurred by any group and it is therefore the responsibility of each group Area Organiser to ensure that these costs are covered.

It is the aim of the PBSA that the quality of the Shetland Breed is not allowed to deteriorate but at least is maintained and at best continues to improve.

If anyone has a suggestion which they think may benefit this scheme, we would be happy to hear it and consider its merits.

Outside groups that wish to run the scheme must pay an affiliation to the PBSA to cover the administration costs, details of which will be provided upon application.



GROUP AREA ORGANISER DETAILS FORM

I, _____

Address _____

Tel _____ e-mail _____

confirm that I have been appointed Group Area Organiser for

to administer the Shetland Pony Evaluation Scheme in accordance with the requirements drawn up by the Pony Breeders of Shetland Association. I undertake to uphold the aims of this scheme which is to endeavour, at least, to maintain and, at best, to improve the quality of the breed.

I, as the appointed Group Area Organiser, am responsible for ensuring that all rules, procedures and scoring policies have been read and understood by all Stewards, Exhibitors, Judges and Vets.

Proposed Judges: 1 _____

2 _____

3 _____

Signature: _____

Date: _____



REQUIREMENTS FOR ENTRY

- Ponies must be registered with the SPS-BS and be owned or leased by the applicant. Proof of lease must be provided by the applicant.
- Stallions must be in possession of their SPS-BS stallion number. This provides proof of successful completion of the VVE. Mares must have successfully undergone an examination to International Veterinary Standards and provide the “Mares Vetting Form” as proof.
- Passports and proof of parentage verification must be handed to the Area Organiser for scrutiny on the day of evaluation.
- Stallions must be parentage verified by DNA (both parents) prior to evaluation. Mares must be parentage verified by DNA (both parents if alive) prior to evaluation. Applicants are required to provide official written documentation to prove the parentage of their pony. Mares born after 1st Jan 2011 must be parentage verified (both parents). This must be done well in advance in order to allow time for results to be returned before evaluation day. Should these results not be available on the day of evaluation, the pony will not be accepted and must wait until next evaluation. If both or either parent is not available for DNA testing then contact should be made with the PBSA Area Organiser.
- In the event that the vet cannot find a pony's microchip, the pony must be identified by passport, where possible. If the vet is unable to identify the pony by microchip or passport, the pony WILL NOT be able to go forward for evaluation, on that day. It is the applicant's responsibility to ensure their pony is re-microchipped before returning for evaluation at a later date.
- Stallions must be a minimum of 3 years old. Mares must be 4 years old or over.
- Any injuries acquired by a pony prior to evaluation which may affect the pony's evaluation must be notified to the Area Organiser prior to the Evaluation and accompanied by a letter from the Vet who treated the injury, confirming details of the injury and exemption from hereditary condition. Teeth must be correct and will be checked on the day of evaluation, by the attending vet. In the event of a dispute, where a Vet's letter is not available, the applicant will have the option to proceed with evaluation, where the pony's award will be withheld until a valid letter is obtained, or withdraw their pony from evaluation. This will be at the applicant's expense.
- Dark eyes, as stated in the Breed Description, are desired.
- A pony must measure 107cm or less on the day of evaluation (vet measured). In the event of a dispute, a current JMB certificate will be acceptable. If no such certificate is available on the day, the pony's award will be withheld until a valid certificate is obtained. This will be at the applicant's expense.
- Canon bone measurement will be taken by the vet in attendance on the day of evaluation.
- A pony can be evaluated only once in any calendar year.
- The organising committee reserve the right not to hold an evaluation if insufficient entries mean that the event is not viable.



ADVICE TO APPLICANTS

- In the interests of safety, when handling ponies, all handlers are advised to wear hard hats to the current British safety standard, PAS015 or BSEN1384. Handlers aged 14 – 16 years must wear such a hat. Handlers must be 14 years or over.
- The vet in attendance on the day will conduct a brief check to ensure there is no sign of lameness or ill-health prior to the start of evaluation and confirm their identity.
- In the event that the vet cannot find your pony's microchip, the pony must be identified by passport, where possible. If the vet is unable to identify your pony by microchip or passport, your pony WILL NOT be able to go forward for evaluation, on that day. Please note: it is your responsibility to ensure your pony is re-microchipped before returning for evaluation at a later date.
- Give your pony every chance to perform well. Have them well prepared to be examined, to walk, trot and stand at ease and in comfort both on grass and hard surface.
- Arrive at the centre in plenty of time to allow your pony to walk about, to explore unfamiliar things and settle down before evaluation.
- Ensure your pony is clean and tidy and well able to be handled. On health and safety grounds, a pony considered by PBSA representatives or the Area Organiser to be unable to be handled safely, will not be examined and as a consequence his entry fee will be forfeited.
- Make sure beforehand that your stallion is well trained to the bit as he will have to be bitted during evaluation.
- The steward or evaluators will guide you through the evaluation procedure.
- At the end you will be given the result of the evaluation and may have an opportunity, time permitting, to talk with the evaluators and the organiser if you so wish.
- Photographs of your pony will be taken afterwards and may be used for promotional purposes with your prior agreement.
- At the end of a session, the successful ponies will be expected to participate in a line-up where certificates will be presented.
- Performance tests will be set up at least 2 hours before your test commences, to allow sufficient time to practise.
- Exhibitors should be aware that a Judge will not evaluate a pony, which to his/her knowledge has been bred, sold, leased or produced by the Judge or his/her immediate family or employer; nor will he/she judge a pony in which he/she has a financial interest; nor will he/she judge a stallion by whom he/she has had a mare stinted in that season. You will be unable to present a pony which falls into any of the above categories, therefore, please ensure you discuss this with your Area Organiser well in advance of entering ponies.



EVALUATION SCHEME POLICIES

MARKING SCHEME

Overall scores:	60% - 69%	BRONZE (Acceptable)
	70% - 79%	SILVER (Good)
	80% - 100%	GOLD (Exceptional)

If combined marks achieved in any one **section** total less than 50% then no award will be given. If less than 60% **overall** is achieved then no award is given.

To calculate the overall evaluation score, the Area Organiser should combine the total marks from all three judges and then divide by 3. The average percentages will only be used for information purposes on the website.

The scheme will be under regular review and any changes will be conveyed via the PBSA newsletter, the PBSA website, official scheme documents or at the PBSA AGM.

Ponies may return for re-evaluation for the current full fee. This cannot occur within the same calendar year as the previous evaluation. It must be understood that the previous evaluation result will be null and void from the time that the new evaluation begins.

Parentage checking for Stallions – where any parent is not available for DNA sample then, for the PBSA Shetland Pony Evaluation Scheme, PBSA will accept DNA from siblings as is acceptable to the DNA testing organisation. This will also apply to mares born after 1st Jan 2011. The cost of this will be the responsibility of the applicant. Applicants are required to provide official written documentation to prove the parentage of their pony. Stallions who obtained their 'licence' by means of the previous SPS-BS stallion assessment scheme will be acceptable into the PBSA Shetland Pony Evaluation Scheme without having to undergo the current SPS-BS VVE.

In the event that the vet cannot find your pony's microchip, the pony must be identified by passport, where possible. If the vet is unable to identify your pony by microchip or passport, your pony WILL NOT be able to go forward for evaluation, on that day. Please note: it is your responsibility to ensure your pony is re-microchipped before returning for evaluation at a later date.

Exhibitors should be aware that a Judge will not evaluate a pony, which to his/her knowledge has been bred, sold, leased or produced by the Judge or his/her immediate family or employer; nor will he/she judge a pony in which he/she has a financial interest; nor will he/she judge a stallion by whom he/she has had a mare stunted in that season. You will be unable to present a pony which falls into any of the above categories, therefore, please ensure you discuss this with your Area Organiser well in advance of entering ponies.

For the evaluations in Shetland, one venue will be used at the discretion of the organising committee.



Pony Breeders of Shetland Association Code of Conduct

All members of the Pony Breeders of Shetland Association must meet the following requirements in regard to their conduct and behaviour.

Members should:

1. Respect the rights, dignity and worth of others.
2. Be fair, considerate and honest in all dealings with others.
3. Be professional in, and accept responsibility for your actions.
4. Be aware of and maintain the aims and objectives of the Association and operate within those.
5. Preserve and protect the standing and reputation of the Association.
6. Never use your position or role for personal gain, to avoid your responsibility or to unjustly prevent an individual from exercising their rights.
7. Be aware of your legal responsibility and the legal rights of others.
8. Not use your involvement with the Association to promote your own beliefs, behaviour and practices where these are inconsistent with those of the Association's rules.
9. Be a positive role model and demonstrate a high degree of individual responsibility especially when dealing with persons less than 18 years of age as your words and actions are examples.
10. Ensure interaction with persons under the age of 18 years is appropriate and that unaccompanied and unobserved activities are avoided wherever practical.
11. Refrain from any form of harassment or intimidation of others.
12. Refrain from using any behaviour that may bring the Association into disrepute.
13. Provide a safe environment for the conduct of activity.
14. Show concern and caution towards others who may be sick or injured.
15. Understand the repercussions if you breach the Code of Conduct of the Pony Breeders of Shetland Association
16. Acts of aggression will not be tolerated.
17. Conduct yourself in a professional manner relating to language, temper and punctuality, be courteous and kind and set a good example in dress and behaviour.
18. Maintain high personal behaviour standards at all times.
19. Abide by the rules and respect the decision of the official, making all appeals through the formal process and respecting the final decision.
20. Bullying is an issue in many sports today. The Pony Breeders of Shetland Association wants members, organisers and officials to know that bullying is not acceptable at any Association event. Bullying is any inappropriate behaviour using force or power. Bullying undermines another person's self esteem and confidence.
21. Treat every official, competitor and volunteer with dignity and respect.



Pony Breeders of Shetland Association (PBSA) Social Media and Internet Policy

1. Introduction

- a) The PBSA acknowledges the importance of the internet and social media sites such as Facebook, Twitter, LinkedIn, home web-pages, chat rooms, BBM and all other forms of electronic communication and the role which “social media” plays in the day to day lives of members.
- b) This policy note is to remind members that the Rules of the PBSA apply to members when using social media and the internet. Failure to adhere to this policy note could lead to disciplinary action being taken against a member.

2. Using Social Media

- a) You should be aware that the PBSA may from time to time carry out internet searches to identify postings which include references to the PBSA and its members.
- b) PBSA produced images are the subject of copyright and should not be copied or used in social media save as provided in the PBSA website user terms and conditions.
- c) You should ensure that any material that you transmit or post to social media is clearly stated to be your personal view and is not held out to be, or could be mistaken as, the view of the PBSA.
- d) You must not post or transmit any material which could damage the name or reputation of the PBSA, its members or former members, or which is derogatory to the character of, or prejudicial to, the interests of the PBSA.
- e) You must not post or transmit any material relating to the PBSA, members or former members or their horses or ponies, or which could otherwise be associated with or which may reasonably be attributed as coming from the PBSA:
 - i) that is threatening, defamatory, obscene, indecent, seditious, offensive, pornographic, abusive, liable to incite racial hatred, discriminatory, menacing, scandalous, inflammatory, blasphemous, in breach of confidence, in breach of privacy or which may cause annoyance, distress or inconvenience; or
 - ii) which constitutes or encourages conduct that would be in breach of the PBSA rules, or constitutes a criminal offence, or which could give rise to civil liability, or otherwise be contrary to the laws of, or infringe the rights of any third party in, the UK or any other country in the world.
- f) Any breach of this policy note may constitute a breach of the PBSA rules and could also lead to civil and/or criminal proceedings being brought against you.

3. Disclosure under Law or Regulation

You should be aware that the PBSA will fully co-operate with any law enforcement authorities or court order requesting or directing the PBSA to disclose the identity or locate anyone posting any material in breach of this policy. If we are requested by the police or any other regulatory or government authority investigating suspected illegal activities to provide your personal information, the PBSA is entitled to do so.



Pony Breeders of Shetland Association Complaints & Disciplinary Policy and Procedure

The Pony Breeders of Shetland Association (PBSA) requires all members, judges and officials to abide both by the letter and spirit of its Rules and Code of Conduct. Any person not doing so may be subject to a complaint or objection by any person in respect of their behaviour or conduct. At any show, event, competition or at any sale held by the PBSA everyone shall behave in a polite and civilised manner at all times and comply with the PBSA's rules.

Persons wishing to register objections or complaints against a judge, an official, an exhibitor or an organiser of a show, event or sale or against another member must write to the PBSA and deposit £100 within seven days of the event/incident. The £100.00 will be returned if the complaint is upheld.

Complaints regarding Joint Measurement Board height certificates should be made to the Joint Measurement Board.

On receipt of the complaint the matter will be investigated by an Initial Panel consisting of 3 members of the PBSA Committee (who shall not have any connection with or contrary interest in the subject matter of the complaint).

The Initial Panel shall decide whether there is a case to answer and shall inform all parties and the PBSA Committee by letter. If there is found to be no case to answer, the matter shall be at an end and no further correspondence will be entered into.

If there is a case to answer the matter shall be referred, with all the documentation, to a formal hearing before the full PBSA committee members who shall have the right to call witnesses, experts and technical advisers.

The PBSA shall give written notice of the time and venue of the Hearing to all interested parties. The person against whom the complaint is made shall be given details of the complaint and of the matters decided by the Initial Panel.

Within seven days of notification, of the hearing, the person who is the subject of the complaint may give written notice by letter either admitting or denying the substance of the complaint and indicating whether they will attend or be represented at the Disciplinary Hearing. If no indication is received the Disciplinary Hearing may proceed in their absence.

The complainee shall be entitled to attend and/or be represented and call relevant witnesses to give oral evidence. If they decide not to attend or be represented they may submit a written statement and the matter may proceed in their absence. The Committee may adopt a formal procedure and admit such evidence as it thinks proper provided that advance notice of such evidence has been given to all parties.

The Disciplinary Hearing:

- Shall be heard in private before the PBSA Committee.
- In attendance shall be a representative from the PBSA to take notes or record the proceedings.
- A member of the PBSA Committee shall present the details of the allegations and may call witnesses or present documents in support.
- The member under investigation may give relevant evidence and call relevant witnesses in support.
- The PBSA Committee may question all persons giving evidence.
- Written statements may be introduced only if presented to the PBSA Committee at least 24 hours prior to the hearing.



Pony Breeders of Shetland Association Complaints & Disciplinary Policy and Procedure Continued

- The receipt of a certified memorandum of conviction from a Court showing that a member has been convicted of any offence of cruelty or neglect towards an animal shall be conclusive proof of that conviction.
- The receipt of correspondence from a recognised horse or pony society or organisation that a properly convened disciplinary committee of that organisation has found a member of the Society guilty of a disciplinary offence recognised by the Society shall be conclusive proof of that finding.

The PBSA Committee will either:

- (a) Dismiss the complaint
- (b) Uphold the complaint

If the complaint is upheld the PBSA committee may decide to: (a) In the case of a Member:

- (i) Take no action (only if there are strong mitigating circumstances)
- (ii) Give a reprimand
- (iii) Direct that such person may not enter any show, event or competition organised by the PBSA for a specified period of time
- (iv) Suspend the persons membership for a specified period of time
- (v) Terminate the persons membership and not renew (b) In addition in the case of a Judge:

(i) Not allow the said Judge to officiate at any shows for a specified period (c) In addition in the case of an Official:

- (i) Prevent that person from officiating in any capacity at any PBSA Show or Event for a specified period of time

The Committee of the PBSA, following the formal hearing, shall decide by a majority which decision to implement or to substitute such alternative penalties as they may decide.

The PBSA shall notify in writing their decision within fourteen days to all parties involved with the complaint and details of any penalties imposed.

The decision of the PBSA committee is Final and no further correspondence will be entered into.



APPLICATION FORM

OWNER DETAILS

NAME.....

ADDRESS.....

TEL..... MOB.....

E-MAIL.....

STALLION/MARE DETAILS (Delete as appropriate)

NAME OF PONY.....

REG NO..... MICROCHIP NO.....

DATE FOALED..... COLOUR.....

MARE HAD FOAL THIS YEAR **Yes / No** NUMBER OF FOALS TO DATE.....
(Delete as appropriate)

Stallions must have undergone a SPS-BS Voluntary Vetting Examination or have been through the SPS-BS Stallion Assessment Scheme (pre 2005) and be correctly parentage verified prior to evaluation. Mares must have undergone an examination to International Veterinary Standards and the Mare Vetting Form enclosed with application, along with parentage verification also.

NAME OF VET..... DATE OF INSPECTION.....

ADDRESS.....

TEL.....

Please ensure you have read and enclosed the necessary paperwork and Entry Fee to accompany your application, check and sign below:

Proof of Parentage DNA In Hand Evaluation Fee Mares Vetting Forms

Temperament/Performance Fee Veterinary Letter to Verify Injury Proof of Loan Agreement

I have read and understand the Code of Conduct, Social Media Policy and Disciplinary Procedures

I agree to abide by the rules and conditions of the PBSA Shetland Pony Evaluation Scheme and accept that the decision of the Evaluators is final. I give my permission for the PBSA to use the following information regarding my pony for promotional purposes – websites, brochures and various equine publications.

*photographs /video footage/ award / % mark (*delete as appropriate)

SIGNATURE..... PRINT..... DATE.....

The Pony Breeders of Shetland Association will not be held liable for anything that may happen from any cause or circumstance whatsoever to any person, animal, article or property. It is a condition of entry that each owner/applicant and handler shall indemnify the Shetland Pony Evaluation Scheme against any such matter aforesaid when signing this Application Form.



VETERINARY MARE ASSESSMENT

MARE NAME: _____ **HEIGHT:** _____

<u>HEAD:</u>	Teeth: Undershot [] no [] yes Overshot [] no [] yes
Nothing to remark []	Eyes: Cataract [] no [] yes Any other Comments:
<u>BODY:</u>	Sweet Itch: [] no [] yes
Nothing to remark []	Hernia: [] no [] yes Any other Comments:
<u>HEART AND LUNGS:</u>	Normal at rest: [] no [] yes
Nothing to remark []	Any other Comments:
<u>LIMBS:</u>	Stifle: [] no [] yes Luxating Patella
Nothing to remark []	Hocks: [] no [] yes Abnormal
	Fetlock: [] no [] yes Abnormal
	Hooves: [] no [] yes Strong, sound & correctly shaped
<u>MOVEMENT:</u>	Any other Comments:
Nothing to remark []	
<u>TEMPERAMENT:</u>	Not suitable for examination []
Nothing to remark []	Recommend dope testing [] no [] yes Any other Comments:
<u>OTHER:</u>	

I certify that the pony named above is: [] acceptable [] not acceptable on the date below.

Signature of Veterinary Surgeon..... Date.....

Name of Veterinary Surgeon.....



MARES VETTING FORM

NAME OF PONY: _____

Stud-Book Number: _____

Microchip Number																			
---------------------	--	--	--	--	--	--	--	--	--	--	--	--	--	--	--	--	--	--	--

Hair sample taken to send to lab for Parentage Test: [] YES [] NO

I, the undersigned, hereby certify that I have examined the above named pony on _____
under the guidelines as laid down by the International Veterinary Standards.

In my opinion, this animal is: [] Acceptable for use as a breeding mare as examined on this day
[] Not Acceptable for use as a breeding mare as examined on this day

Reasons for decision if not accepted:

The above pony has not had any temperament altering drugs or remedies administered nor had any corrective surgery.

Owners Signature _____ Date _____

Name of Veterinary Surgeon _____

Address _____

Signature of Veterinary Surgeon _____ Date _____



INTERNATIONAL VETERINARY EXAMINATION GUIDELINES FOR VETS

Ponies should be identified, measured, DNA-typed and examined to ascertain that, at the time of examination, they are clinically free from hereditary diseases.

THE EXAMINATION MUST INCLUDE CHECKS FOR THE FOLLOWING:

Temperament : if the pony's temperament is such that it is unable to be examined fully, the pony must not be deemed acceptable. Should there be suspicions of the pony being medicated, it must be blood/urine sampled.

Teeth : the central incisors may be overshot by not more than 25% of the surface area of the teeth. Undershot mouths are not acceptable. All six incisors in the upper and lower jaws must be in a normal position. Any abnormal position of a tooth/teeth e.g. rotated tooth/teeth, must be deemed cause for failure. The teeth/jaw must be examined whilst the head is in a normal position, not held high.

Eyes : cataract - total bilateral opacity of the lens is not acceptable. Eyes should be checked in a darkened room using an ophthalmoscope. Should the Veterinary Surgeon feel the pony has a cataract problem, the animal may be referred to an eye specialist for further examination at the owner's expense.

Sweet Itch : If the pony shows signs of sweet itch it should not be accepted. The use of false hair is not permissible.

Evidence of signs of **umbilical or inguinal hernia** will disqualify the pony.

Heart and lungs should be normal at rest by auscultation.

Limbs : the stifle should be examined by palpation whilst weight bearing as well as with the leg raised for evidence of lateral luxation of the patella and for upward fixation of the patella. Any luxation of the patella must be deemed cause for failure. Overfilling in any joint must be judged severely. Sub luxation of the pastern joint, sub luxation of the lower joints and full luxation of the upper joints must all be deemed cause for failure.

Hooves must be strong, sound and correctly shaped and not severely trimmed. The use of corrective shoeing is not permitted.

Action must be sound and straight. Particular attention should be paid to the function of the joints in the limbs and abnormalities in the stifle, hock or pastern should be judged severely. Action in walk and trot should be checked on a hard, smooth surface on a straight line and on small circles on both sides. Flexion tests may be carried out at the discretion of the Veterinary Surgeon.

Any other relevant comments should be noted. If any defect is caused by accident or injury, the pony must be accompanied by a certificate from the Veterinary Surgeon who treated the animal at the time of injury. On the day of examination, owners must be asked to sign a declaration, **before the examination begins**, stating that the animal has not had any temperament altering drugs or remedies administered nor had any corrective surgery.



Veterinary Surgeons are asked to take specific note of the following points:

1. HEART AND LUNGS NORMAL AT REST

2(a) UPWARD FIXATION OF PATELLA

2(b) LUXATION OF PATELLA

2(c) ABNORMALITY OF THE STIFLE

Limbs : the stifle should be examined by palpation whilst weight-bearing as well as with the leg raised for evidence of lateral luxation of the patella and for upward fixation of the patella. Laxity of the patella must be judged severely. Overfilling in any joint must be judged severely.

3. ABNORMALITY OF THE HOCKS

4. OTHER ABNORMALITIES OF MUSCULO SKELETAL SYSTEM

5. EYES : Abnormalities of the eyes and associated structures (including examination for cataracts) .

6. MOUTH : Undershot/Overshot (At least three quarters of bearing surface in contact is mandatory)

Any other abnormality of the mouth

7. EVIDENCE OF UMBILICAL AND INGUINAL HERNIA OR EVIDENCE OF REPAIR

8. ABNORMALITIES OF THE FEET

9. ACTION AND CONFORMATION : Flexion test may be carried out.

10. ANY OTHER REASONS DEEMED CAUSE FOR FAILURE

The Veterinary Surgeon, therefore, is requested to:

a) Examine the pony and certify that, on that day, he/she considers the pony suitable or not suitable for breeding as laid down under the guidelines of the International Veterinary Standards, making notes as required on any of the points noted below.

b) Measure the pony on a hard, level surface. The measurement must be taken at the highest point of the withers (i.e. immediately above the spinous process of the 5th thoracic vertebra). Please note that unless a measurement is undertaken under JMB conditions, it cannot be guaranteed to be highly accurate but this is not a compulsory requirement.

c) Take a hair sample for DNA purposes, unless already DNA typed.

d) Microchip the pony, unless already microchipped.

Order of Procedure for Voluntary Veterinary Examination

1. Vet checks that the passport matches the pony. Owner/handler signs declaration that pony has not had any corrective surgery prior to the assessment or temperament altering or pain relieving drugs or remedies immediately prior to the assessment.

2. Vet watches movement with the pony moving in straight lines and on circles both ways, in walk and trot on soft and hard ground. A flat level surface is essential. The Vet carries on to undertake a full examination of the pony to the I.V.S requirements above. The Mare Vetting Form is completed by the Vet and the pony is measured. The Vet takes a hair sample and the pony is then micro-chipped if applicable. The completed forms are then signed by the Vet.

3. The owner is advised of the result – ACCEPTABLE OR NOT ACCEPTABLE.



TEMPERAMENT/PERFORMANCE TEST - APPLICATION FORM

OWNER DETAILS

NAME.....

ADDRESS.....

TEL..... MOB.....

E-MAIL.....

STALLION/MARE DETAILS

(Delete as appropriate)

NAME OF PONY.....

Stallions/mares must have successfully taken part in the PBSA Shetland Pony Evaluation Scheme prior to the test or have been through the SPS-BS Stallion Assessment Scheme (pre 2005). To take part in any of the performance tests, ponies must be 4 years old or over. Riders must be 12 years old or over. Riders of mares can be any age. Drivers and handlers must be 14 years old or over. Drivers under 18 must be accompanied by a competent adult groom.

CHOSEN TEST

Ponies can take part in any of the following three disciplines and the applicant will be sent a copy of the appropriate test on receipt of this application form.

*RIDDEN *LONG REINING *DRIVEN (*delete as appropriate)

I agree to abide by the rules and conditions of the PBSA Shetland Pony Evaluation Scheme and accept that the decision of the Evaluators is final. I give my permission for the PBSA to use the following information regarding my pony for promotional purposes – websites, brochures and various equine publications.

*photographs/video footage/award/ % mark (*delete as appropriate)

SIGNATURE..... PRINT.....

The Pony Breeders of Shetland Association will not be held liable for anything that may happen from any cause or circumstance whatsoever to any person, animal, article or property. It is a condition of entry that each owner/applicant and handler shall indemnify the Shetland Pony Evaluation Scheme against any such matter aforesaid when signing this Application Form.



INFORMATION FOR EVALUATORS

A form is provided on which to record, for each section, a numerical evaluation and brief written comment.

A brief check of each pony for signs of lameness or ill-health will take place prior to evaluations by a group-appointed vet.

Evaluations are to be done individually with NO communication among evaluators once the procedure has started.

Each pony will first walk and trot on the hard. They will then proceed for walk, trot and track-up inspection on grass, first in a circle then on a triangular course with the evaluators positioned one at each apex. Here the pony will be presented to each evaluator in turn to allow individual 'hands-on' inspection with reference to the points of the SPSBS BREED DESCRIPTION provided. Evaluators will each issue their own instructions to handlers.

The marked-up, signed form is then to be returned to the Area Organiser for collation of the results and addition of the pony's name.

Only now is discussion permitted among evaluators.

Applicants / handlers may now wish to discuss their pony's evaluation with you if time and opportunity allow.

Exhibitors should be aware that a Judge will not evaluate a pony, which to his/her knowledge has been bred, sold, leased or produced by the Judge or his/her immediate family or employer; nor will he/she judge a pony in which he/she has a financial interest; nor will he/she judge a stallion by whom he/she has had a mare stunted in that season. Exhibitors will be unable to present a pony which falls into any of the above categories.



EVALUATION FORM

Shetland Pony Reference No:

This form relates exclusively to the breed description of the pure bred Shetland pony as it appears in the constitution of the SPS-BS.

Written comment on each section is required.

1 BODY: **Coat** – in winter, double coat with guard hairs; in summer, short coat with silky sheen; mane and tail should be long, straight and profuse;

Neck, shoulders and coat – neck should be properly set on the shoulder which should be sloping, not upright and should end in a well defined wither;

Comment: _____ **Points** _____ /10

Ribs, quarters and coat – strong with plenty of heart room; well sprung ribs and loin strong and muscular; quarters should be broad and long with tail set well up on them;

Comment: _____ **Points** _____ /10

2 HEAD: Small, carried well and in proportion;
Ears – small and erect, wide set, pointing well forward;
Forehead – broad with bold, dark, intelligent eyes;
Muzzle – broad with nostrils wide and open;
Teeth and jaw must be correct.

Comment: _____ **Points:** _____ /10

3 FEET AND LEGS: Tough, round and well shaped hooves – not too short, narrow, contracted or thin; Feathering of fetlocks straight and silky.

(1) Forelegs and Feet Well placed with sufficient good flat bone, strong forearm, short balanced canon bone, springy pastern

(2) Hindlegs and Feet Thighs strong with muscular, well-shaped strong hocks, neither too hooky nor too straight, not set too widely apart nor should the hocks be turned in

Comment: (1) _____ **Points:** _____ /10

(2) _____ **Points:** _____ /10

4 ACTION: Straight free action using every joint; tracking up well;

Comment: _____

Points: Walk _____ /20 **Trot** _____ /20

5 OVERALL IMPRESSION INCLUDING TEMPERAMENT

The most salient and essential feature is the general air of vitality (presence), stamina and robustness; Consider: Movement, energy, masculinity/femininity, maturity, outline, proportion, balance and stance.

Points: _____ /10

Evaluator's Name (Print) _____ Signature _____ Date _____



VETERINARY SURGEON'S DECLARATION

I, declare that the pony
with microchip number

has been positively identified and examined by me within the parameters of the PBSA Shetland Pony Evaluation Scheme and report my findings as follows:

Eyes	delete as appropriate DARK/WALL
Colour – any colour known in horses except spotted	YES/NO
When examined at walk and trot on a hard surface, this pony was considered free from lameness and in good health	YES/NO
Teeth are correct and are acceptable for the scheme	YES/NO
Vet Certificate provided following injury prior to Evaluation	YES/NO

Details of notified injury _____

Measurement – Height to withers measured on a flat surface.
Measure both near and off side, turn pony and measure near and off side again. Height is average of the four measurements.

 cm

(Equal to or less than 107cm.)

Canon Bone circumference – measured at centre of canon bone on front leg.

 cm

Signed:

Venue:

Date:

SHETLAND PONY EVALUATION SCHEME
PURE BRED SHETLAND PONIES



EXAMPLE OF COMPLETED RESULTS SHEET

SHETLAND PONY EVALUATION

NAME OF PONY: TRUMSKET TRUNNIE
 COLOUR: DUN
 DATE OF BIRTH: 03/05/2002
 REG. NO.: AR1010/S11
 MICRO CHIP NO.: 123456789
 HEIGHT: 85 cm

VET: D. R. MAIN
 LOCATION: Gott, Shetland
 DATE: 03/03/06

CANON BONE MEASUREMENT:
 *DARK/WALL EYES: delete as appropriate

Section	Marks Available	Description	Marks Awarded			Total	Average Percentage
			Judge 1	Judge 2	Judge 3		
1	10	BODY	8	7	7	22	73
	10	NECK & SHOULDER RIBS & QUARTERS	8	7	7	22	73
2	10	HEAD	8	7	6	21	70
3	10	FEET & FORELEGS & FEET	8	7	5	20	67
	10	LEGS & HINDLEGS & FEET	7	7	7	21	70
4	20	ACTION WALK INCLUDING TRACK UP	15	16	15	46	77
	20	TROT	18	18	16	52	87
5	10	TEMPERAMENT/OVERALL IMPRESSION	8	8	7	23	77
TOTALS:	100		80	77	70	227	76

RESULT: **SILVER**

RESULTS CHECKED BY:
SIGNED: _____

Any animal that fails to reach the minimum requirement in any one section will not gain a certificate
 Any animal measuring over 107cm will not receive a certificate
 To calculate the overall evaluation score, the Area Organiser will combine the total marks from all three judges and then divide by 3.
 The average percentages will only be used for information purposes on the website.

<60 NC No Certification
 60 - 69 B BRONZE
 70 - 79 S SILVER
 80 - 100 G GOLD

Area Organiser's Form



EXAMPLE OF CERTIFICATE OF ATTAINMENT



* SILVER AWARD *

Presented to:

"TRUMSKET TRUNNIE"

AR1010/S11

For passing the PBSA
STALLION EVALUATION

20th July 2011 at Gatt Farm, Shetland

Panel of Judges:

Mrs Bea Ready:

Mr U R Right:

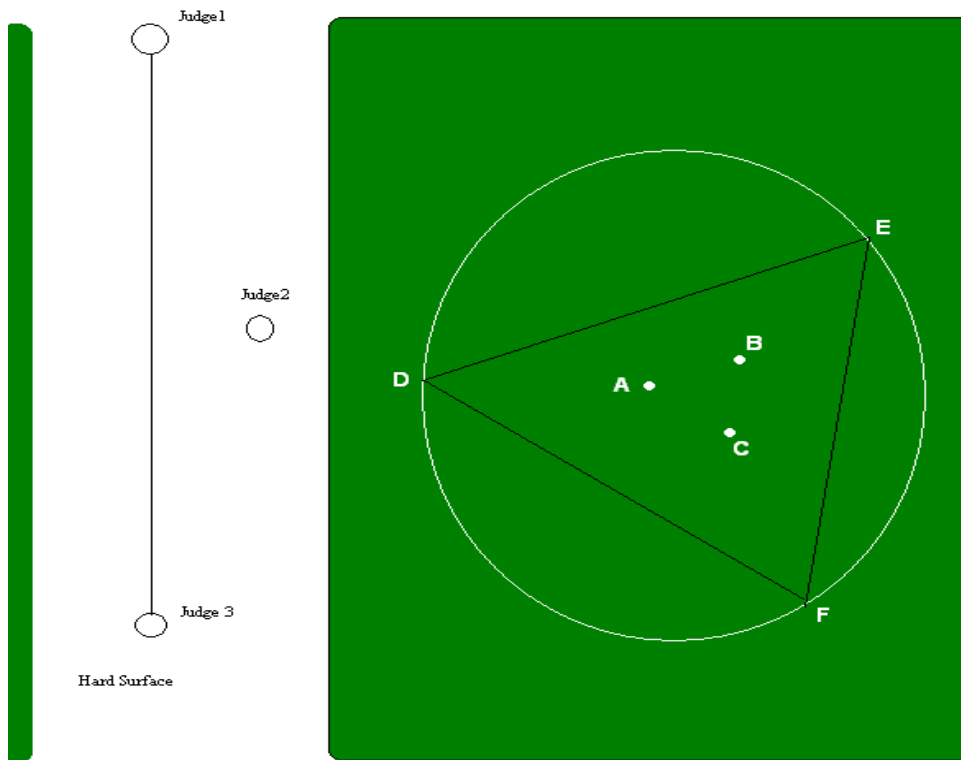
Mr Justin Case:

Area Organiser:

The points and award presented to any stallion under the PBSA Shetland Stallion Evaluation Scheme represents the opinions of the appointed Evaluators following their individual examination of the pony. The PBSA will not be responsible for any situation that may arise as a result of interpretation of these results by the stallion's owner or third parties, either on the day of, or following, the stallion's evaluation.



EVALUATION AREA LAYOUT



INSTRUCTIONS FOR ACTUAL EVALUATION

It is important that these evaluations are done independently and to avoid any chance remark perhaps influencing another evaluator, we would ask respectfully, that evaluators distance themselves from each other as soon as the pony enters the inspection area.

Ideally, the inspection area will consist of a substantial flat area of grass sufficiently large to allow the pony room to move without restriction, with a nearby area of smooth, even, hard surface.

A straight walk and trot should take place first on the hard with evaluators placed one at either end viewing straight movement and one in the middle viewing track-up. They will then change places enabling each to observe action from all points.

For the circular walk and trot, the evaluators should move to points A B & C within the confines of the triangular area. They should then position themselves at each apex D, E & F for further movement viewing on the triangular course. They will thus be in place for 'hands-on' inspection issuing their individual instructions to the handler.



LONG REINING TEST

AREA TO BE AT LEAST 70m x 30m


TEST MAY BE READ OUT LOUD

Pony to enter the arena at walk and come to a halt between the two cones in front of the steward, at the steward's request the pony should move off and complete the enclosed test.

Handlers should be neatly and appropriately dressed and wear gloves and sensible footwear. Handlers should be no younger than 14 years of age and all handlers aged 14 – 16 years must wear a hard hat to the current British standards. It is recommended that all handlers wear a hard hat to the current British standards.

The pony should be suitably bitted. A roller or driving saddle with rings for reins should be worn and a crupper may be worn if necessary. A suitable driving or schooling whip may be carried as an aid.

Ponies may be shown shod or unshod and should be presented in a neat and clean condition.





LONG REINING EVALUATION FORM

Shetland Pony Reference No:

Written comment on each section is required.

- 1 Walk:** The walk should be forward going showing free action and fluid transitions from walk to trot.

Comment: Points: /20

- 2 Trot:** The trot should be forward going showing free action and fluid transitions from trot to walk.

Comment: Points: /20

- 3 Halt:** The pony should halt in the required positions when asked and remain in position for a count of 10.

Comment: Points: /10

- 4 Rein Back:** The pony must come to a halt then willingly rein back for 5 steps then proceed at a walk to the finish.

Comment: Points: /10

- 5 Temperament:** The pony should appear happy and comfortable and be responsive to the handler and perform movements willingly when asked.

Comment: Points: /20

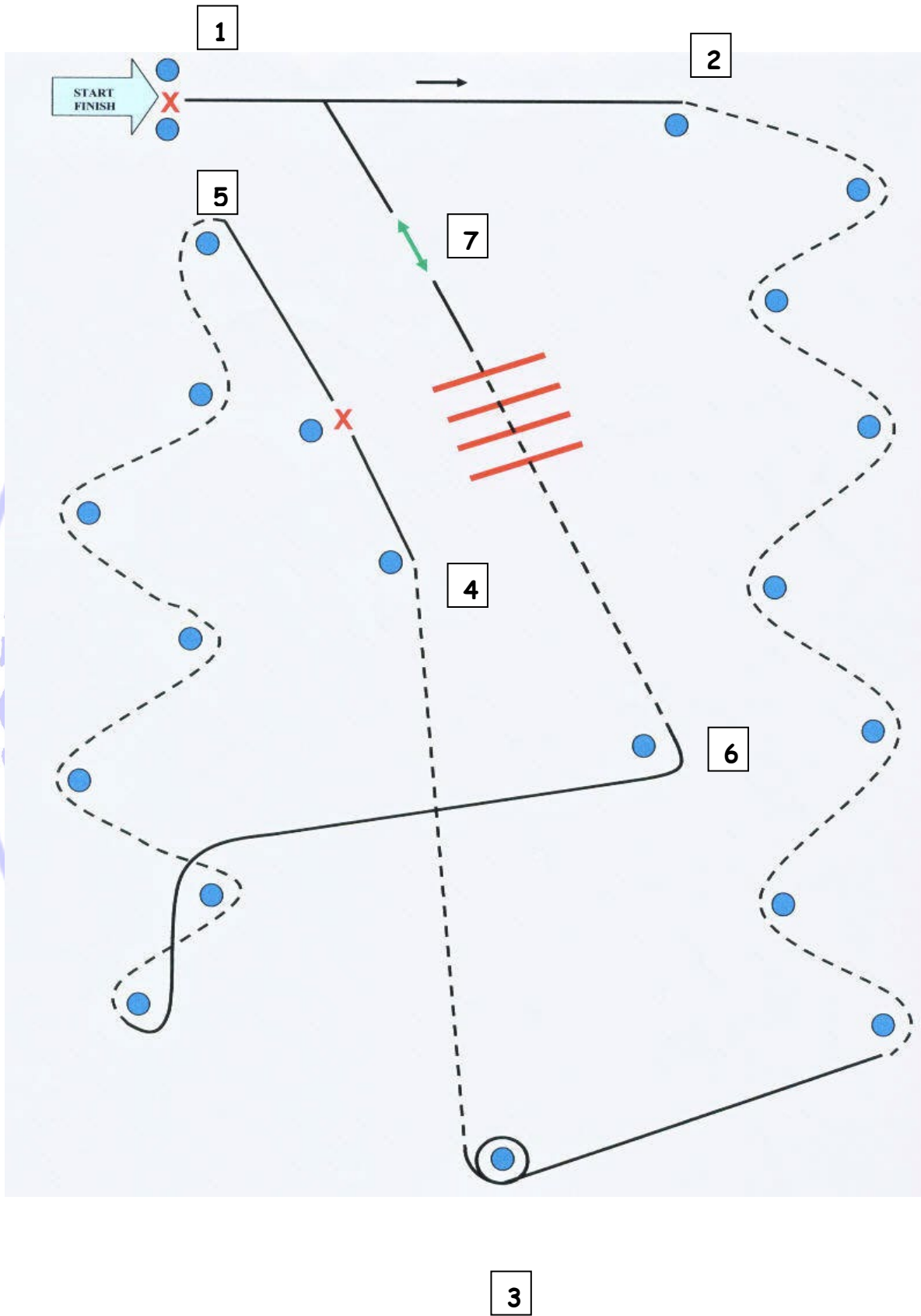
- 6 Overall Impression:** Consideration should be given to the suitability of the pony to produce versatile progeny.

Comment: Points: /20

Evaluator's Name (Print) Signature Date



LONG REINING DIAGRAM





RIDDEN EVALUATION TEST

ARENA TO BE AT LEAST 40M X 20M

TEST MAY BE READ OUT LOUD

Pony to enter at walk and stand within the two cones in the centre of the arena.

At the stewards request perform an individual display lasting no more than four minutes.

This must include clear demonstration of walk, trot and canter on both reins.

At the end of the individual display the pony should come back to a walk and come to a halt again between the cones in front of the judges. Rein back 3 steps then walk forward 3 steps, halt and salute.

Pony then leaves the arena at walk.

Riders of stallions must be at least 12 years old.

Riders to be wearing hacking jackets, boots, gloves and hat - which conforms to current British safety standards.

A whip is allowed but must be no longer than 30". (Judges will mark down for excessive use of the whip).

No spurs allowed.

Pony to be ridden off lead rein. No gag bits are allowed. No martingales or blinkers are allowed. Pony may be shown shod or unshod and should be presented neat & clean.

Marking Scheme			
Walk – 20 Points	<60%	NC	No Certification
Trot – 20 Points	60 – 69%	B	Bronze
Canter – 20 Points	70 – 79%	S	Silver
Temperament – 20 Points	80 – 100%	G	Gold
Overall Impression – 20 Points			

Any animal that fails to reach the minimum requirement in any one section will not gain a certificate.



RIDDEN EVALUATION FORM

Shetland Pony Reference No:

Written comment on each section is required.

1 Walk: The walk should be forward going showing free action and fluid transitions from walk to trot.

Comment: Points: /20

2 Trot: The trot should be forward going showing free action and fluid transitions from trot to walk and trot to canter

Comment: Points: /20

3 Canter: The canter should be forward going showing free action and fluid transitions from canter to trot.

Comment: Points: /20

4 Temperament: The pony should appear happy and comfortable and be responsive to the rider and perform movements willingly when asked.

Comment: Points: /20

5 Overall Impression: Consideration should be given to the suitability of the pony to produce versatile progeny.

Comment: Points: /20

Evaluator's Name (Print) Signature Date



DRIVEN EVALUATION TEST

ARENA TO BE AT LEAST 70m x 30m

TEST MAY BE READ OUT LOUD

The test may be taken using any type of vehicle, providing it is safe and the harness is correctly fitted and safe.

Junior whips over 14 years old may take part in the test but must be accompanied by a competent adult.

- Judge will inspect turnout for safety before it enters the arena.
- Enter arena on right rein and walk half arena.
- Proceed at working trot for 1 circuit of arena.
- Change the rein at extended trot.
- Then 1 full circuit of arena at working trot (left rein).
- Walk half a circuit of arena.
- Halt at marker for count of 10.
- Rein back for 3 strides, then walk forward for 3 strides.
- Stand again for judges.
- Leave arena at walk and wait in collecting ring.

Walk	to a max. of	20
Trot: working	"	15
Trot: extended	"	15
Halt	"	10
Temperament	"	20
Overall impression	"	20

Any animal that fails to reach the minimum requirement in any one section will not gain a certificate.

<60%	NC	No Certification
60% - 69%	B	BRONZE
70% - 79%	S	SILVER
80% - 100%	G	GOLD



DRIVEN EVALUATION FORM

Shetland Pony Reference No:

Written comment on each section is required.

1 Walk: **The walk should be forward going showing free action and fluid transitions from walk to trot.**

Comment:..... Points...../20

2a Trot:
Working **The trot should be forward going working trot showing free action and fluid transitions from trot to walk.**

Comment:..... Points...../15

2b Trot:
Extended **The trot should be a forward going extended trot showing free action.**

Comment:..... Points...../15

3 Halt: **The pony should halt in the required positions when asked and remain in position for a count of 10.**

Comment:..... Points...../10

4 Temperament: **The pony should appear happy and comfortable and be responsive to the handler and perform movements willingly when asked.**

Comment:..... Points...../20

5 Overall Impression: **Consideration should be given to the suitability of the pony as a potential producer of versatile progeny.**

Comment:..... Points...../20

Evaluator's
Name (Print)..... **Signature**..... **Date**.....